

Accessible Transport



Helpful advice and information about accessible travel in Guernsey

Buses

Guernsey has a modern fleet of buses which are operated by CT Plus, on behalf of the Committee *for the* Environment & Infrastructure.

Free timetables are available at the Bus Station on South Esplanade or at www.buses.gg

The 'low floor' buses have:

- 'kneeling suspension' which allows the entrance of the bus to be lowered
- a ramp
- a dedicated wheelchair space

The ramp is 75cm wide and has a weight limit of 300kg (wheelchair plus occupant). For safety reasons, you must travel with your back of your chair against the pad behind the driver.

The bus can only carry one wheelchair user at a time. Parents with buggies may use the space if it is empty but




wheelchair users have priority.

A small number of buses are not wheelchair

accessible. Contact CT Plus on 01481 700456 before your journey to check.

Buses do not have audible announcements. Please ask the driver to alert you if you are concerned about missing your stop.

A new accessibility card is available to assist those of you who may have difficulty in using the buses



because of your age, disability, illness or any other factor. The 'Accessibility Card' is the size of a credit card and states on it what assistance you require. You can discreetly show the card to the bus driver in order to gain the assistance you require. For example, you may have a sight or speech impairment or require the driver to tell you when the bus reaches a certain destination.


The cards have been made available to associated charities across the Bailiwick and can also be requested

from the bus terminus information kiosk. Please contact Jon or Shelly at CT Plus on 700456 for further information.

Taxis

Guernsey has a small number of official Accessible Taxi Cabs.

These have a ramp with a winch system and drivers have been trained to meet the needs of people with a disability.



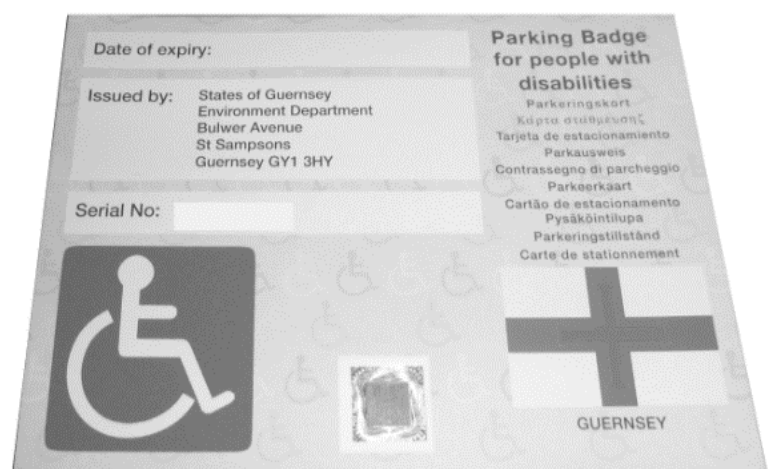
For further information go to www.gov.gg/psv

General parking

Driver & Vehicle Licensing operate a Blue Badge Scheme for people who have severe mobility impairment, are registered blind or claim severe

disability allowance.

The Badge allows the driver of a vehicle carrying a person with disabilities to use designated accessible parking spaces. These are marked with a wheelchair symbol.



Badge holders can also park for up to two hours in standard half-hour or one-hour disc parking spaces. You must obey all other parking regulations and may not park on yellow lines.

If you wish to apply for a Blue Badge contact Driver & Vehicle Licensing (details at the end of this leaflet) for an application form or go to www.gov.gg/parking for further information.

One section of the form must be completed by you, and additional medical information from your doctor **may** be required. See the following criteria.

Blue Badge applicant criteria;	
1.	Must be in receipt of the Severe Disability Benefit, OR
2.	Be registered blind? OR
3.	Have severe disability of both limbs (arms or legs) and regularly drive an adapted vehicle, OR
4.	Be a child under the age of 2 who has received a prognosis of limited life expectancy who can only access brief moments of outside life, OR
5.	Be a child under the age of 2 years who has a condition that requires they always be accompanied by bulky medical equipment, or requires being near a vehicle that can either take them to a place for treatment or can provide the place of treatment.
6.	Be a person over the age of 2 years who has a condition that requires them to be accompanied by bulky medical equipment such as feed pumps, oxygen equipment.

7.	Be a person over the age of 2 and unable to walk or virtually unable to walk a distance of 50 metres requiring a blue badge issued for a period of 1 year or longer.
8.	A single issue of a blue badge for a duration of up to 6 months. (temporary)

If you are applying for the first time and will be driving a vehicle, you will also need a full medical report from your doctor.

Parking for work

We also operate a Commuter Overstay Permit that allows Blue Badge holders to overstay in specified disc zone parking areas while at work. This keeps the designated Blue Badge spaces free for short-term parking.

Parking in private car parks

To find out whether the car park at a particular restaurant, hotel or shop has an accessible parking bay, and what accessible facilities the venue offers visit

www.accessable.co.uk

Parking when travelling overseas

Blue Badges issued in Guernsey are recognized in the United Kingdom and in many other countries.

Go to:

www.disabledmotorists.eu/en/world_map/europe and www.itf-oecd.org/parking-cards-disabled-people-review for more information.

Please note that, if you intend to use your Badge while visiting the UK, you may also be required to display a parking clock of a type accepted by the jurisdiction you are visiting. We therefore advise that contact should be made with the relevant local authority prior to your visit. Parking clocks can be purchased online or borrowed from the offices of Health Information Guernsey at the Ron Short Centre (Beau Sejour) or the Princess Elizabeth Hospital (Tel: 707470).



Badges issued in other countries may generally be used in Guernsey.

Location of Designated Parking Bays

Parking spaces (with no time limits) are provided for Blue Badge holders at:

North Beach (by toilets)

North Plantation (by Information Centre)

Lower Pollet

Ann's Place

Pedvin Street

Mansell Street

Route Isabelle

Stanley Road

Les Vardes

New Place

L'Hyvreuse Road

Arsenal Road

Valnord Hill

South Esplanade (by toilets)

North Quay (St Sampson)

South Quay (St Sampson)

The Bridge (St Sampson)

Victoria Avenue

Les Banques (St Sampson)

New Road St Sampson)

Rue du Portelet

Most States and Social

Housing Estates

St James' Street

Cornet Street

Mount Hermon

Belmont Road

La Couperderie

Clifton

Cambridge Park Road

Paris Street

Les Canichers

Gibauderie

Les Amballes



Some accessible parking spaces are restricted to certain times of the day, but have no parking time limits, these are located at:

Church Square (*north-west side between 10am - 5pm and*

*between 7pm - 7am Monday to Saturday
and all day on Sunday)*

Market Street *(8am - 10am daily - apart from on Fridays
when they are closed due to the Market)*

There are 2 hour limits at the following locations:-

Church Square (east side)

Petit Carrefour

Trinity Square


Crown Pier

Hirzel Street (by War Memorial)

Albert Pier

Returning to driving or driving for the first time

If you are a person with a disability who is learning to drive for the first time or returning to driving after illness or injury, you may need to consider the type of car best suited to your needs and any modifications that would help you. We can put you in touch with mobility organisations that can provide the professional advice required.



After your driving ability has been professionally assessed and you have been deemed fit to drive you can begin driving lessons and take the normal driving test for which the usual fee applies.

Crossing the road Traffic signals that have pedestrian push button facilities are usually equipped with audible warning units or “bleepers” to indicate when it is safe to cross the road. When the bleeper starts, this means that a pedestrian has priority and they can start to cross the road. After several seconds the bleeper will stop, which means that pedestrians should not start to cross the road, but it does not mean that vehicles



immediately have priority. When the bleeper stops, time is given to enable those pedestrians already on the crossing to reach the pavement on the other side.

At puffin crossings (which are standalone crossings not associated with a signalized junction), pedestrians have the added assurance that a detector fitted to the signals will detect the presence of a slow moving pedestrian and add even further time to cross. There are a few signals with pedestrian push button facilities where a bleeper is not installed.

These crossings have a cone shaped knob located beneath the push button box.

The knob rotates when the green man appears, indicating that it is safe to start crossing the road. The reason that there is no bleeper at these crossings is because there is moving traffic on one or more arms of the junction and people with a visual impairment may incorrectly assume that it is safe to walk across any arm of the junction.

Some crossings have blister paving to warn people with a visual impairment that there are dropped kerbs. Red blister paving is used at signalized and zebra crossings, whilst buff coloured paving is used at uncontrolled crossings.

Mobility scooters

The law for mobility scooters in Guernsey is similar to that in the UK. Low-powered mobility scooters do not need to be registered or display registration plates. Users do not need a driving licence but they must be covered by third-party insurance. If you are in doubt about the law, then please contact us for clarification. When using a mobility scooter



on the road you must follow the normal “rules of the road”, such as obeying traffic lights.

There are two classes of low-powered mobility Scooter: Class A must weigh no more than 113.4kg (250lbs) and be incapable of exceeding 4 mph. They may be used anywhere by anyone, without any age restriction.



Class B must weigh no more than 150kg (330lbs), and be incapable of exceeding 8 mph. The minimum age for their use is 14 years.

When used on pavements or in pedestrian areas they must not go faster than 4 mph.

Heavier or faster scooters are classed as motor vehicles, and are subject to the normal laws relating to driving licences and registration.

All scooters used on the roads must have lighting if used at night and be equipped with direction indicators. Class B scooters must also have a horn and a rear-view mirror.

Should you require any further information then please do not hesitate to contact us.

**PO Box 145
Bulwer Avenue Office
Bulwer Avenue
St Sampson
GY2 4LR
Telephone: 01481 243400
Website: www.gov.gg/traffic**