

Guernsey Community Monitoring Report

Findings part 3: phase four of exit from lockdown

Issue date 19th June 2020

This third Guernsey Community Monitoring Report contains the findings of the longitudinal study up to the end of phase four of the exit from lockdown. Participants included those from the Islands of Guernsey, Alderney and Sark.



States of Guernsey
Data and Analysis

1.1 Introduction

This is the third Guernsey Community Monitoring Report. It contains information on the prevalence of coronavirus-like symptoms in the community up to the end of phase four of the exit from lockdown.

The Guernsey Community Monitoring Tool was launched on 27th March 2020; two days after strict measures to slow the spread of the coronavirus were put into action across the Bailiwick of Guernsey (the media release announcing this on 24th March is available here gov.gg/covid19newmeasures). The Monitoring Tool was intended to give Islanders another channel via which they could request support or information during the “lockdown” and to give the States of Guernsey the ability to collect data in the form of a longitudinal study, which could be used to inform coronavirus related services and strategies.

Participation was voluntary but encouraged via media releases and briefings. There was an initial registration form to be completed and then (for anyone that registered before 13th April 2020 and consented) 14 consecutive days of being prompted to respond to the broad question, “how are you feeling today?” via an online form. The last of those prompts was sent on the 26th April, two days after the Bailiwick had moved into phase two of exit from lockdown. From 17th April until 17th June a weekly form asking people to report coronavirus-like symptoms was introduced to follow on after they had completed the 14 daily forms. This was intended to help monitor levels of symptoms within the community to inform decision making.

Participants were given the opportunity to request support or information via each online form. These requests were responded to:

- Via the issuing of information by email to groups of participants seeking the same information
- Via updates to the website or media releases and briefings to make the information available to the whole population
- Via calls or emails from helpline staff to individuals requesting specific information or support via the free text fields

The weekly prompts to self-check for coronavirus-like symptoms continued until the 17th June, just before phase five of the exit from lockdown began. Unless there is a need to recommence regular checks for coronavirus-like symptoms, participants will be contacted less frequently during phase 5 of the exit from lockdown. They will be invited to contribute to other public coronavirus related surveys and consultations over the coming weeks. The employed and self-employed participants will be asked to provide another update on their ability to work before the end of the school term.

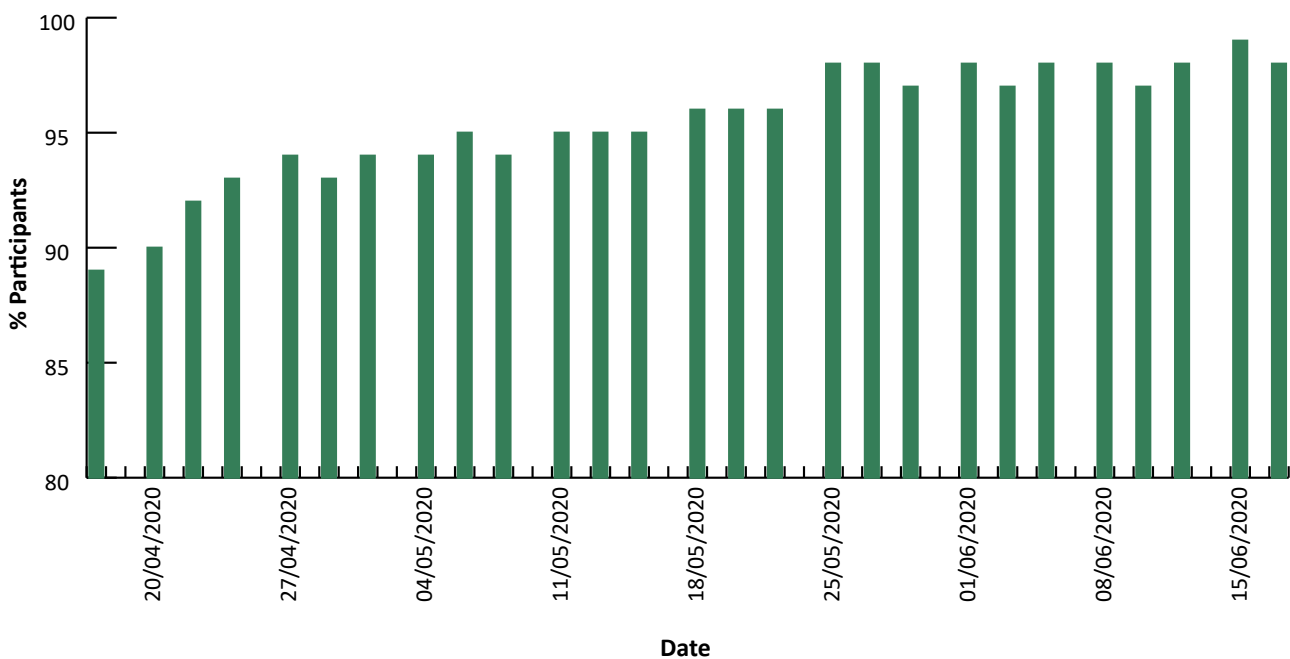
Participants can unsubscribe at any time. The Fair Processing Notice that explains how the personal data people provide via this tool is processed, is available here gov.gg/CHttpHandler.ashx?id=124234.

All the data presented in this report is sourced from the Community Monitoring Tool unless otherwise stated.

1.2 Headlines

- 5,535 members of the community (8.5% of the Bailiwick population) registered to participate in the Community Monitoring initiative (the majority of them between 1st and 3rd April 2020). Participants included those from all Guernsey parishes, Alderney and Sark. 21% of participants were aged 65 or over, which matches the demographic profile of the Bailiwick.
- The percentage of respondents reporting no coronavirus-like symptoms steadily increased from 89% on 17th April to 98% on 17th June (as shown in **Figure 1.2.1**).
- On 17th June, 1% of respondents reported having one of the coronavirus-like symptoms. Less than 1% reported having more than one of the coronavirus-like symptoms.
- The most commonly reported symptoms were: muscle ache (fatigue, exhaustion), headache (sinus pain, pain around eyes) and sore throat.
- Public Health hope to be able to offer antibody testing in the near future, including to Community Monitoring participants who reported coronavirus-like symptoms but who were not tested at the time of their illness.
- Participants requesting information or support through this channel have decreased in both volume and proportion. However, new requests were still being made and requests relating to new topics, such as travel.

Figure 1.2.1 Percentage of participants reporting no coronavirus-like symptoms



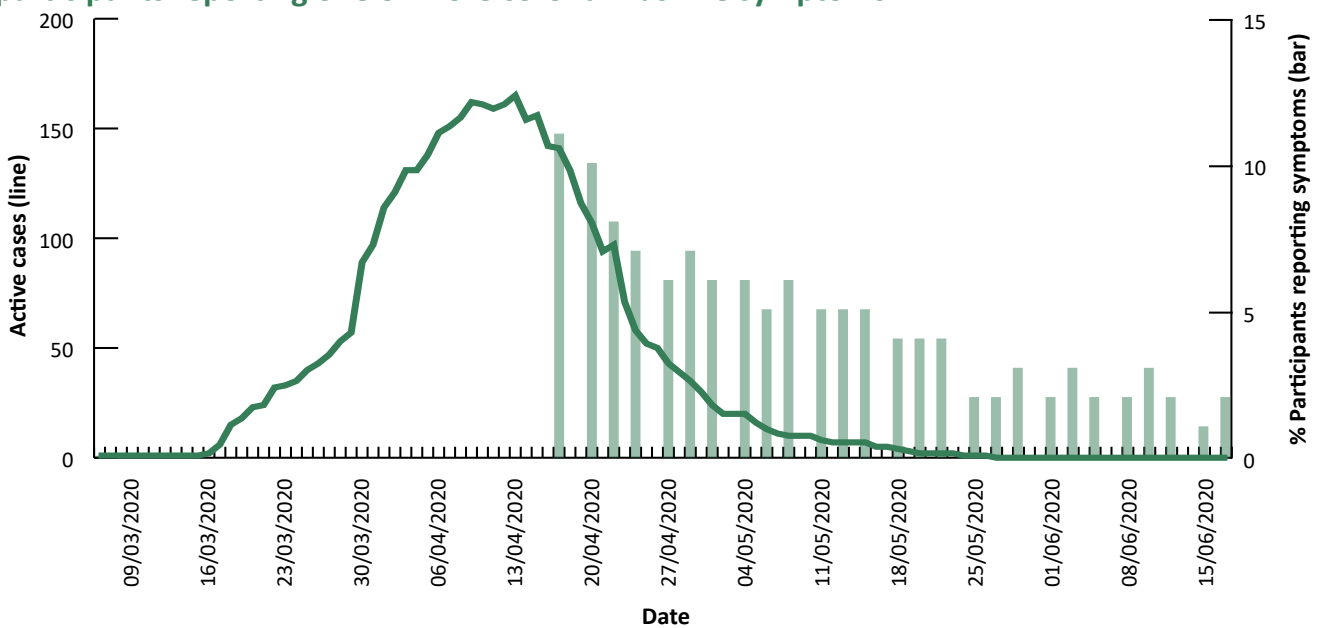
2.1 Weekly monitoring - coronavirus-like symptoms in the community

Participants began completing weekly self-checks for coronavirus-like symptoms on 17th April, four days after the number of active cases in the Bailiwick began to decrease from the peak of 165 on 13th April (shown in **Figure 2.1.1**). Each week, participants were asked (on a Monday, Wednesday or Friday) to check if they had recently developed any of the following symptoms:

- muscle ache (fatigue, exhaustion)
- headache (sinus pain, pain around eyes)
- loss of smell/taste
- sore throat
- fever (high temperature, rigors, chills, can't get warm)
- shortness of breath, chest tightness
- a continuous new cough

If participants indicated that they had any of these symptoms, they were provided with information on self-isolation and the contact details for the helpline should they wish to seek any further advice. From 13th May onwards they were also invited to book in for a free COVID-19 test. More detail is provided overleaf on the coronavirus-like symptoms that were reported. It should be noted that some participants attributed their symptoms to hayfever and asthma for example (and these have not been excluded from the figures).

Figure 2.1.1 Active cases of coronavirus in Bailiwick of Guernsey and percentage of participants reporting one or more coronavirus-like symptoms



Source: Public Health and Community Monitoring Tool

2.1 Weekly monitoring - coronavirus-like symptoms in the community

Figure 2.1.2 Percentage of participants reporting muscle ache (fatigue, exhaustion)

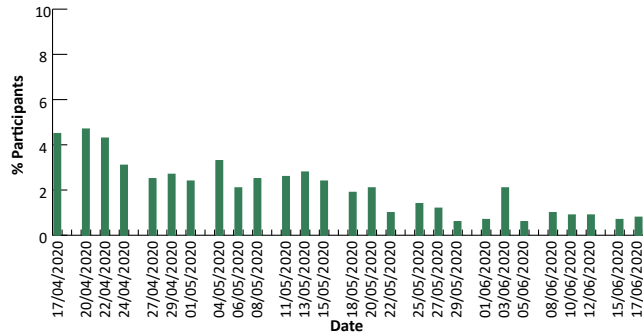


Figure 2.1.3 Percentage of participants reporting shortness of breath, chest tightness

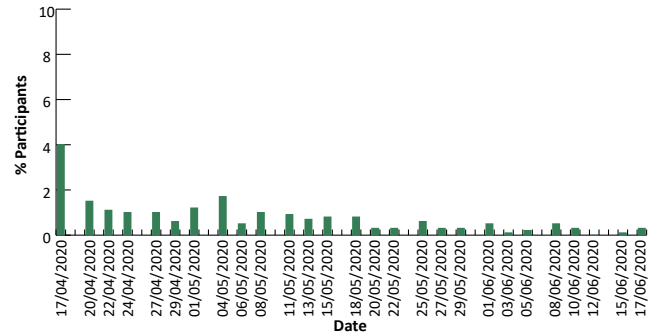


Figure 2.1.4 Percentage of participants reporting loss of smell/taste

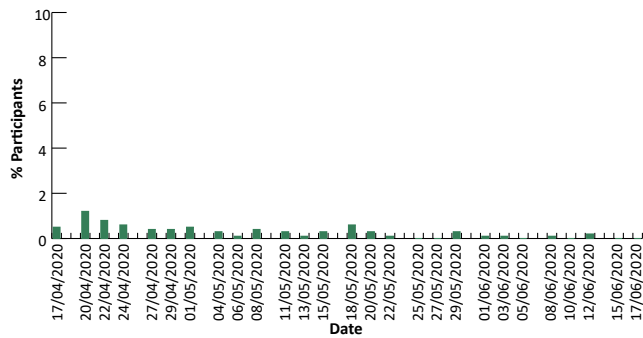


Figure 2.1.5 Percentage of participants reporting sore throat

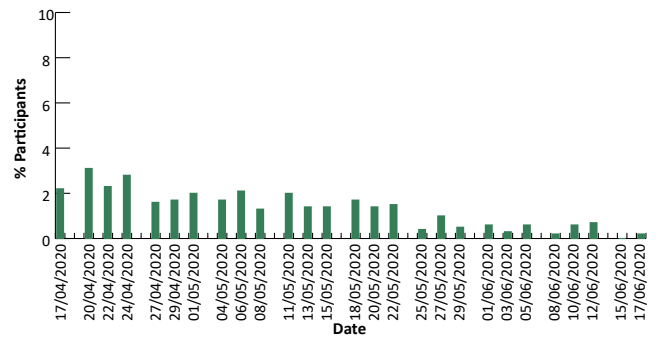


Figure 2.1.6 Percentage of participants reporting fever (high temperature, rigors, chills, can't get warm)

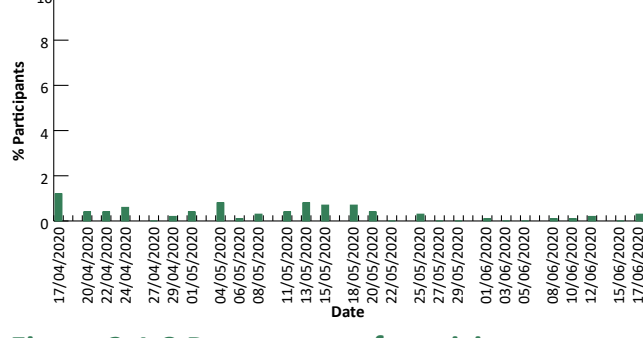


Figure 2.1.7 Percentage of participants reporting headache (sinus pain, pain around eyes)

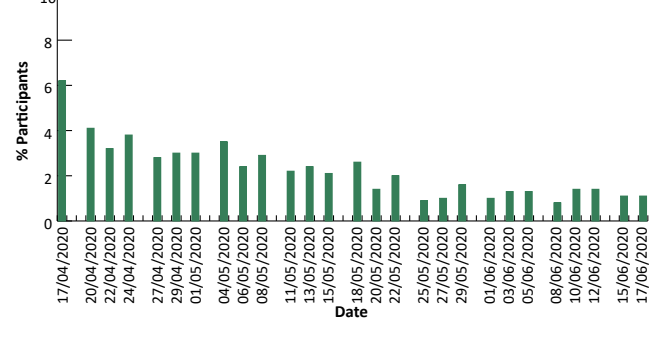
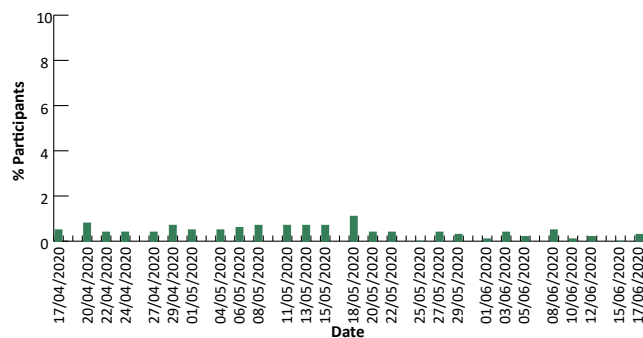


Figure 2.1.8 Percentage of participants reporting a continuous new cough



As shown in **Figure 2.1.2** through to **Figure 2.1.8**, low proportions of respondents reported having developed these symptoms. Figures have been stable or decreasing between 17th April and 17th June 2020.

Headaches and muscle aches were reported more often than any of the other symptoms.

3.1 Requests for information and support

Table 3.1.1 Percentage of respondents requesting information or support during the last week of phase four of the exit from lockdown

	No. responses received	No. requesting support or information	Percentage requesting information or support
Employed	1,064	9	1
Self-employed	186	3	2
Retired or non-employed (not seeking employment)	442	3	1
Unemployed (seeking employment)	21	0	0
In education	13	0	0
Other	386	3	1
Overall	2,112	18	1

The Community Monitoring Tool was launched on 27th March 2020, two days after the Bailiwick went into strict lockdown. Participants could request support or information at the point of registration and when submitting any subsequent forms. In total, over 1,500 requests for support or information have been made using the tool since it was launched. The volume of requests has been decreasing over time and just 18 were received during the seven days ending 17th June (compared with 472, during the first week after the launch of the tool).

Some requests were follow-ups from the same participants, who had not yet received a response to an earlier request (primarily those awaiting business support). These are being further investigated. Others were different questions asked by the same participants. However, 25% of the requests received in the seven days ending 17th June were from participants that had not previously requested information or support. The self-employed continue to seek support and information more frequently than other groups.

The most commonly requested topics of information or support shifted following the announcement of the forthcoming move into phase five of the exit from lockdown. They included the following (as well as topics that have been recurring throughout e.g. business support):

- People seeking information on when or under what circumstances travel could be possible without fourteen days of self-isolation on arrival (back) in the Bailiwick.
- People seeking clarity regarding self-isolation requirements for repeat medical travel.
- People worried about symptoms they have or those that are vulnerable / shielding.
- People confused as to why their employer would not allow them back into their normal workplace during phase five.

4.1 Next steps

The last of the weekly prompts to self-check for coronavirus-like symptoms was issued on the 17th June, just before phase five of the exit from lockdown began. Unless there is a need to recommence regular checks for coronavirus-like symptoms, participants will be contacted less frequently during phase 5 of the exit from lockdown. They will be invited to contribute to other public coronavirus related surveys and consultations over the coming weeks. The employed and self-employed participants will be asked to provide another update on their ability to work before the end of the school term.

Participants can unsubscribe at any time. The Fair Processing Notice that explains how the personal data people provide via this Tool is processed, is available here gov.gg/CHttpHandler.ashx?id=124234.

The Tool is due to be decommissioned at the end of September. Before then, participants will all be invited to transfer their registration to the States regular email/text notification system, which is available at <https://mynotifications.gov.gg>. Registration with that system is open to anyone, whether or not they participated in the community monitoring initiative and is voluntary. Through that, people can subscribe to receive email and/or text notifications of fireworks events, surveys and consultations and publications of national statistics for example.

5.1 Contact details

If you would like any further information on the Community Monitoring Report or any of the other States of Guernsey Data and Analysis publications, which are all available online at www.gov.gg/data, please contact us for further information.

E-mail: dataandanalysis@gov.gg

Write: Data and Analysis
Sir Charles Frossard House
La Charroterie
St Peter Port
Guernsey
GY1 1FH



For more information
go to gov.gg/data