

Guernsey Sea Fisheries

Statistical Bulletin 2017

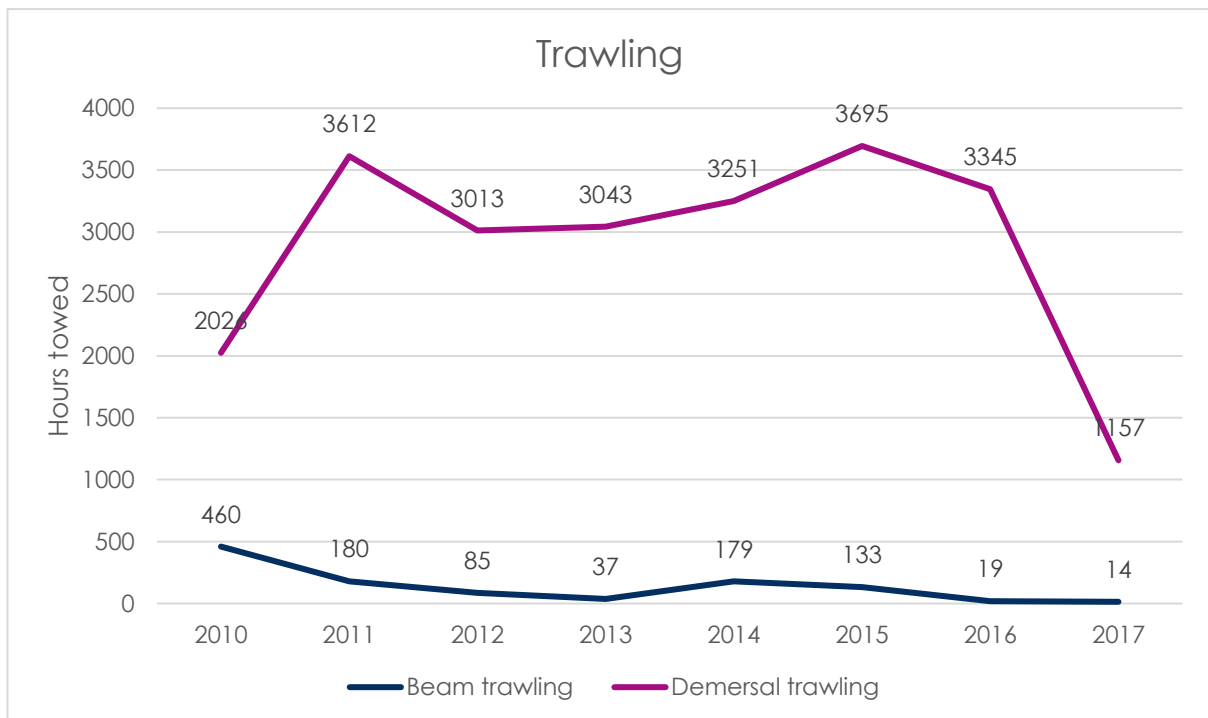
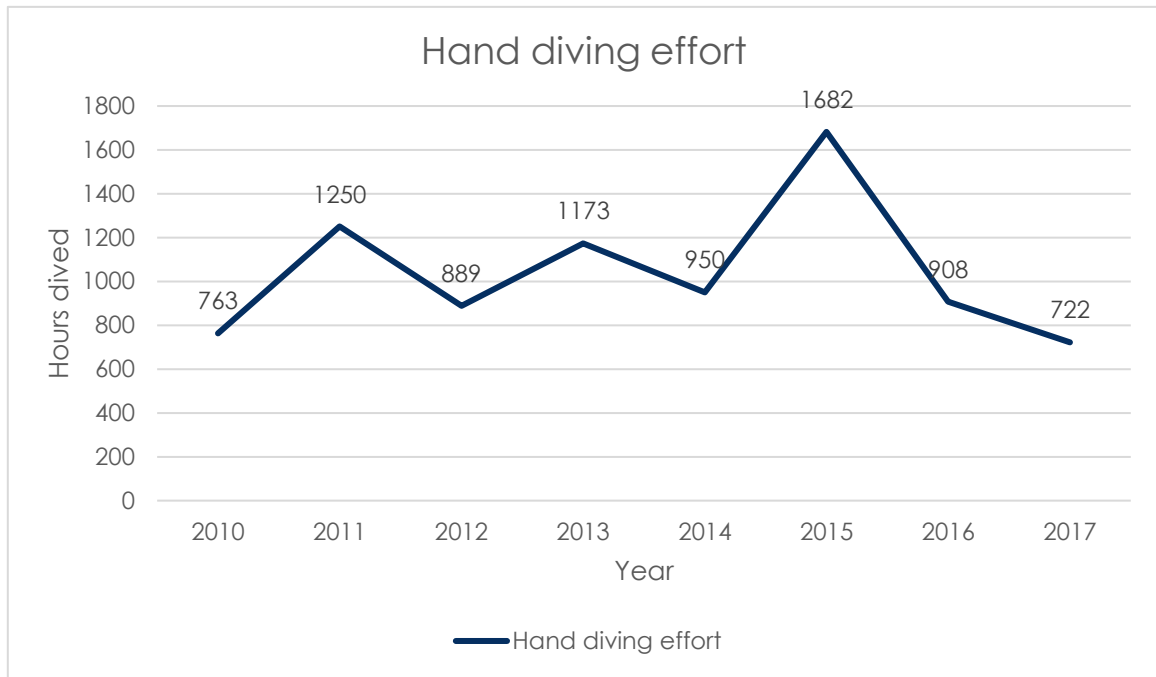


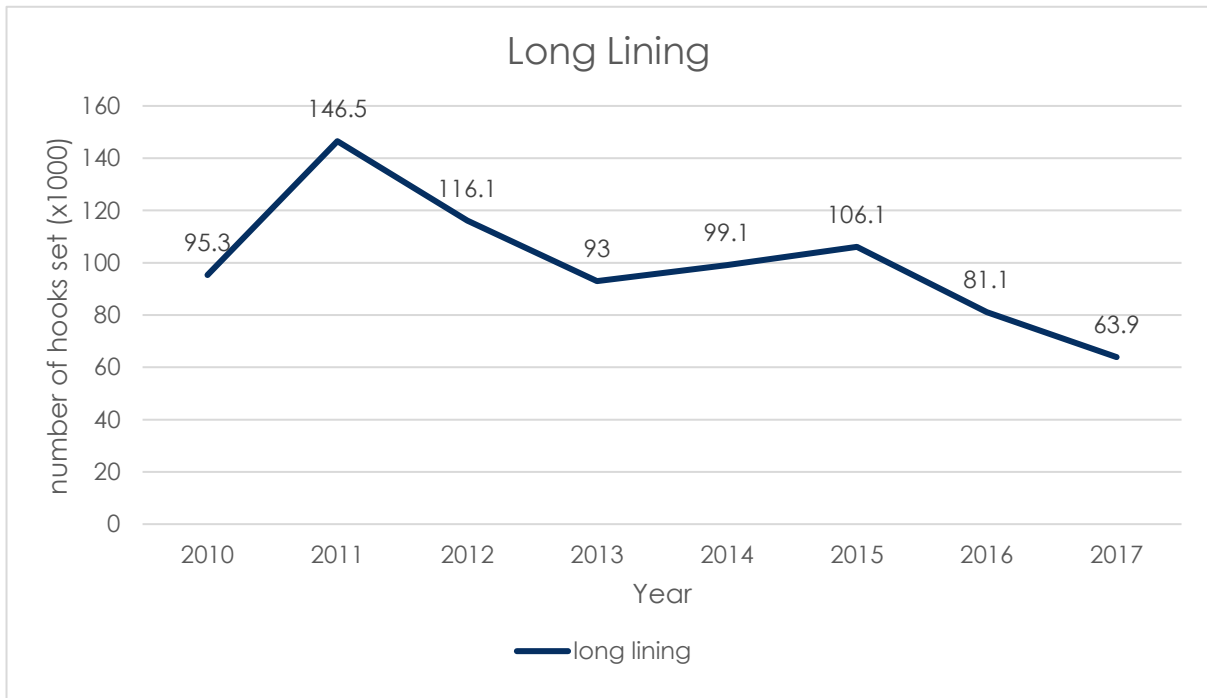
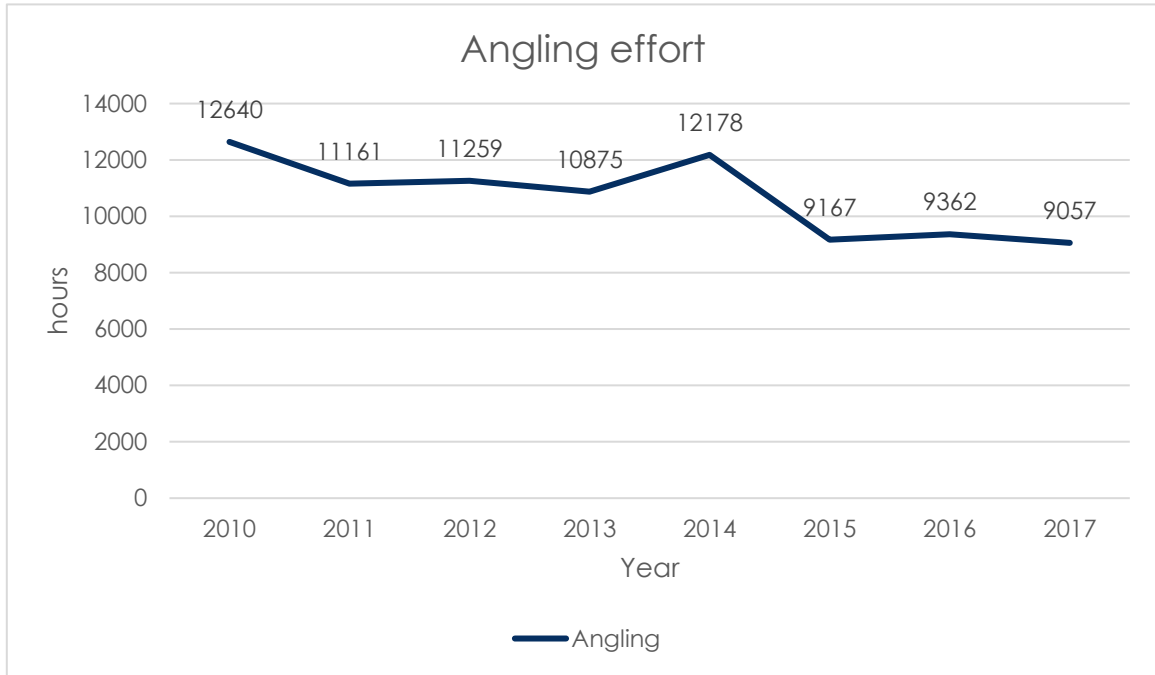
2017 landings

	2017	2016	2015	2014	2013	2012	2011	price/kg (average)	
Anglerfish	0.56	0.5	0.4	0.9	1.9	1.3	1.1		£4.22
Bass	11.46	15.8	18.5	30.5	27.6	44.4	74		£13.10
Blackbreem	18.7	12.2	10.4	21.3	13.7	12.7	13.9		£3
Brill	1.6	4	5.4	8.7	6.8	7.9	10.2		£7.74
Cod	0.434	4.6	3.9	3	1.7	3	3.4		£4.77
Conger	4.1	7.6	6.4	7.7	8.8	10.1	8.7		£1.14
Crayfish	0.14	0.1	0.1	0.2	0.6	0.2	0.3		£32.49
Cuttlefish	2.89	1.7	3.4	2.6	1.6	1.7	1.4		£2.82
Dogfish	7.36	12.8	9.2	12.5	16.2	15.3	18		£0.61
Edible Crab	674.42	809.9	708.9	878.2	784.2	785.6	692.7		£1.90
Grey Mullet	0.76	2.7	1.3	1.6	1.7	2.6	5.5		£0.67
John Dory	0.08	0.3	0.3	0.3	0.2	0.1	0.1		£9.62
Lobster	95.02	101.6	117.2	128.2	98.6	102.3	101.5		£17.31
(number)	145,405	143,571	164,143	168,645	139,654	146,429	147,204	N/A	
Ling	0.13	0.3	0.7	0.9	2	2	2.6		£2.95
Mackerel	6.144	2.9	4.4	6.5	9.3	5.3	5.4		£1.24
Plaice	0.43	1.2	1.2	1.7	1.4	1.3	1.8		£1.51
Pollack	56.36	53.6	53.5	68.1	64.5	82.4	85.8		£4.84
Ray	53.12	98	144.7	153.3	110.2	136.5	158.8		£2.59
Red Mullet	8.45	14.9	4.8	5	4.7	6	4.8		£5.59
Sand Sole	0.02	0.2	0.8	0.7	0.7	0.4	1.1		£5.69
Sandeel	11.41	19	21.2	28.1	26.4	55.6	48.3		£5.80
King Scallop	103.65	79.8	105.2	101.2	102.6	95.7	108.2		£2.84
Smoothhound	1.46	3.5	4.6	5.6	6.6	4.4	3.5		£3.81
Sole	3.04	2	2.4	5.1	4	2.3	4		£1.47
Spider crab	61.19	55	57.6	34.2	34.9	40.7	40.1		£11.10
Squid	0.33	0.3	0.6	0.5	0.3	0.2	0.2		£1.45
Turbot	3.42	5.6	9.2	6	7.8	10.2	10.3		£7.60
Tope	0.32	0.7	0.1	3.3	5.7	3.2	4.8		£1.84
Wrasse	2.98	3.4	4.7	5.6	4	7.9	8.1		£0.77
Total (wetfish)	195.558	265.9	308	376.4	325.9	414.9	474.2		
Total (shellfish)	934.42	1,048.40	993.1	1145.3	1022.8	1026.4	944.4		
Total (all)	1129.98	1,314.30	1301.1	1521.7	1348.7	1441.3	1418.6		
Value (£000's)	4,236.93	4,767	5,089	5,832	4,960	5,438	5,704		

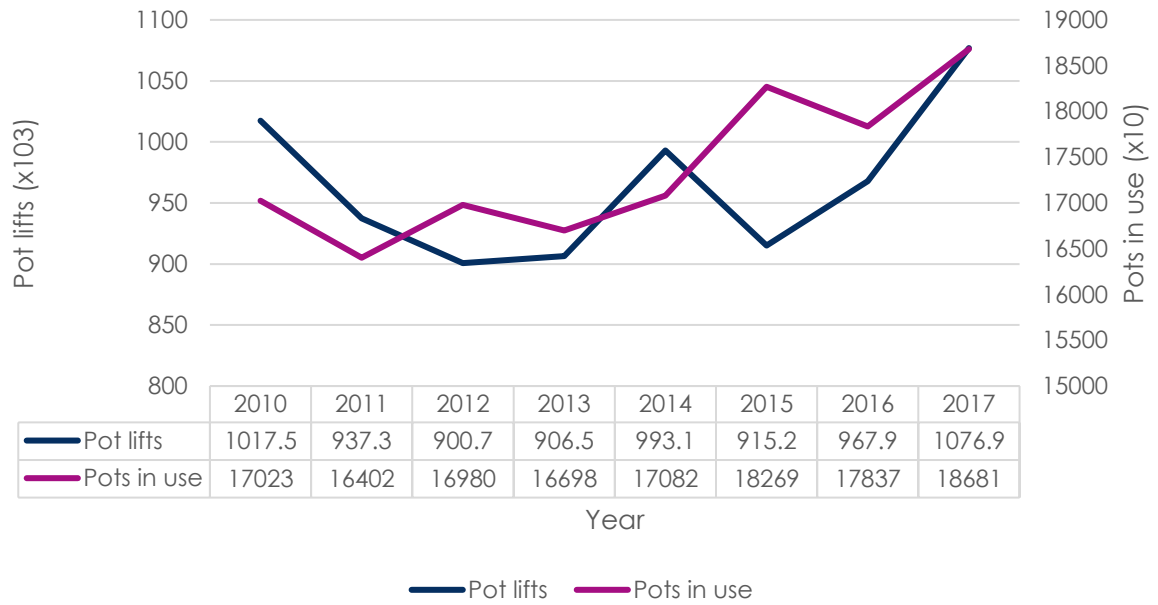
Above shows the key commercial species caught in Bailiwick waters, showing the annual tonnage of each species caught, along with the total value of landings for each species. Prices for each species are calculated from the Dielette and Cherbourg market, then converted from euros to pounds using the average exchange rate from 2017.







Potting



Sea Temperature

