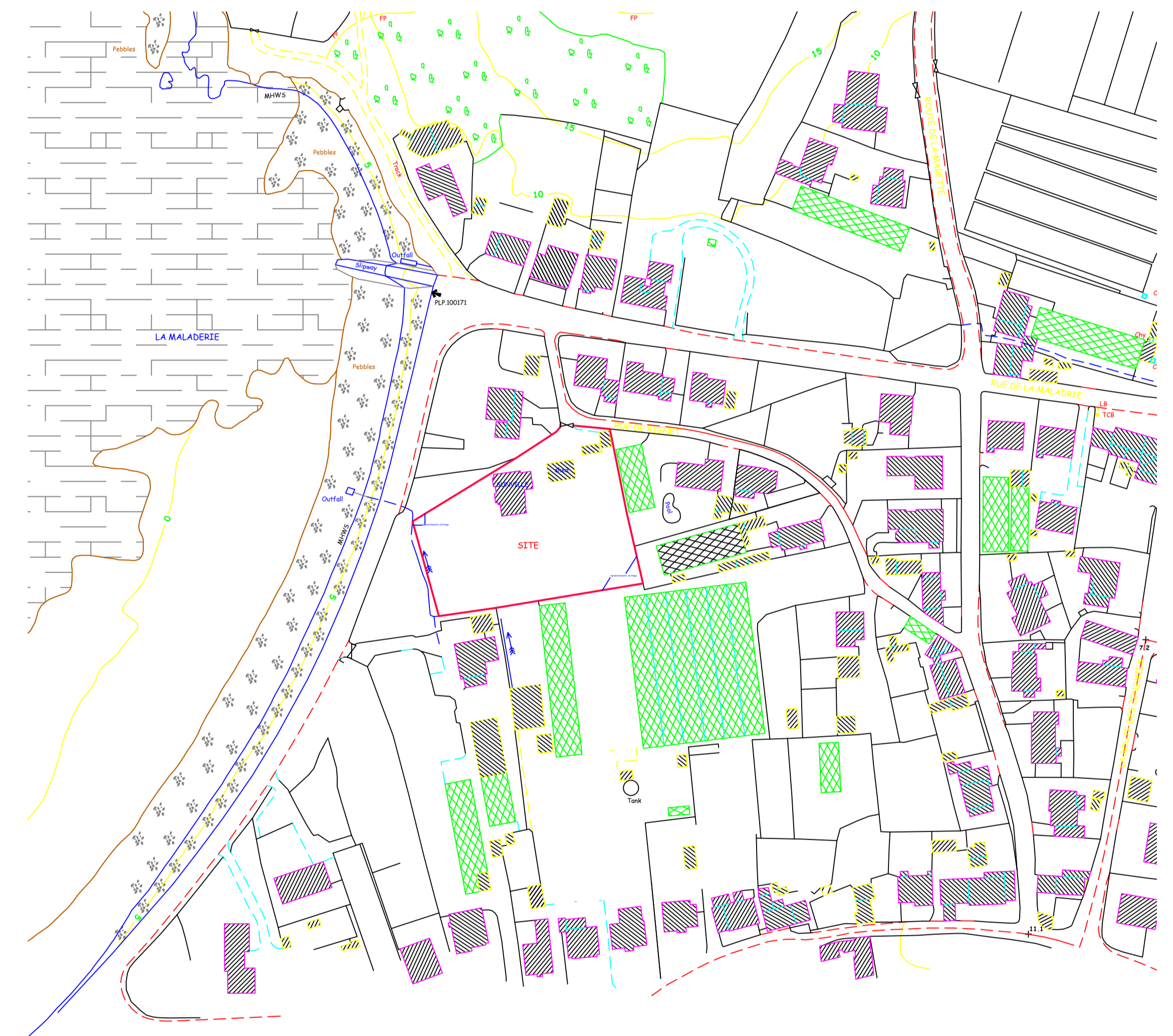




BLOCK PLAN

1 : 200



LOCATION PLAN

1 : 1250



REVISIONS

- A) Drawings revised to reflect :-
 - 1) Dwelling raised by 150mm as coastal location flooding counter measure
 - 2) Dwelling repositioned slightly to allow working room around existing dwelling which will be demolished straight after completion of the new dwelling.
 - 3) Front Velux rooflights moved apart slightly for ease of construction.
 - 4) Drive to rear amended to comply with Part M of the G.T.S. - Access for the disabled
- B) Drawings revised to reflect dressed granite sill to Porch.
- C) Drawings revised to reflect first floor balcony addition to South gable

**REVISED
SCHEME DRAWING**

2010 / 2C